



Instructor Kit

I teach with Udemy



**I teach
with Udemy**

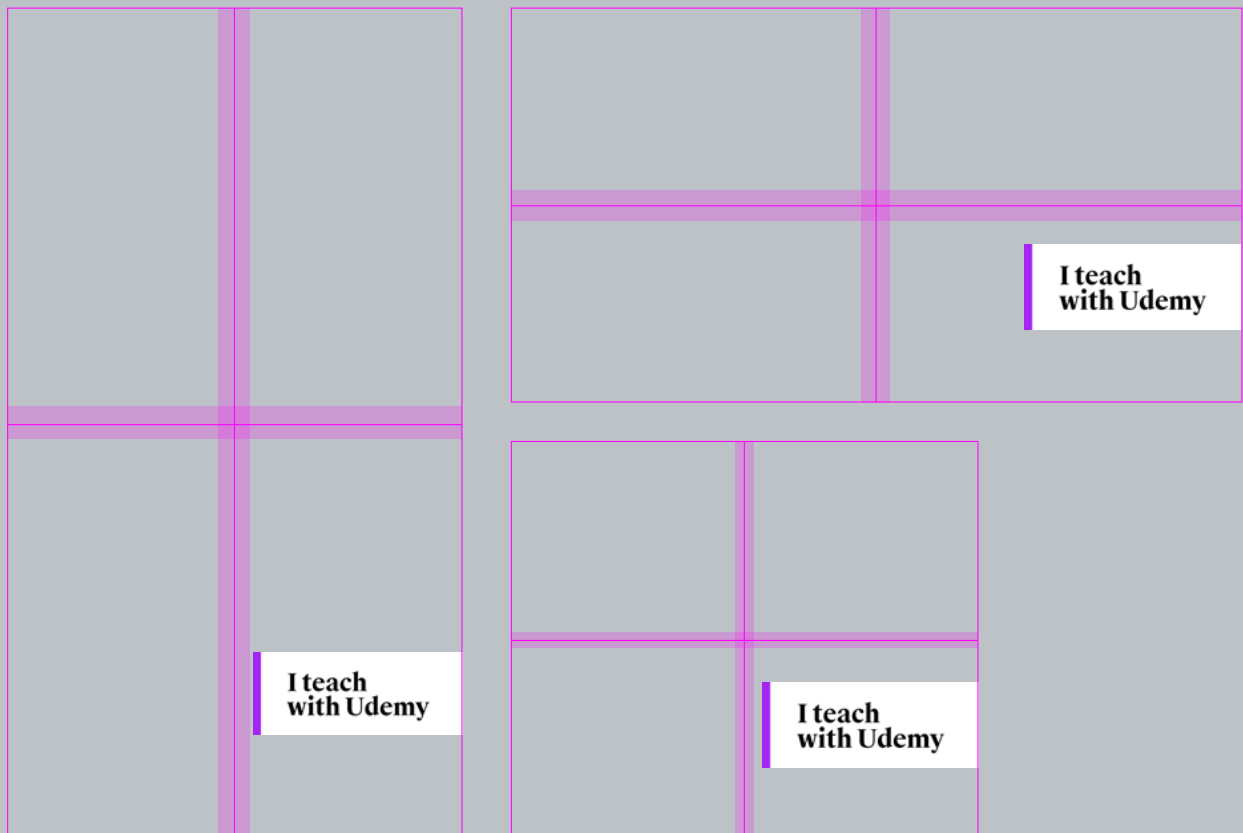
Instructor Badge: I teach with Udemy

The new Instructor Badge “I teach with Udemy” is unique and reserved for instructors to use on social media, personal websites, and the like. The badge features the new Udemy fonts and colors. All published instructors will have access to this badge and will be asked to use it consistent with the provided usage examples.



Instructor Badge placement

The preferred placement of the Instructor Badge is on the lower right edge.



Instructor Badge placement: photographic

The preferred placement of the Instructor Badge is on the lower right edge.



Instructor Badge placement: typographic

The preferred placement of the Instructor Badge is on the lower right edge.

**I'm proud
to help
students
around the
world.**

**I teach
with Udemy**

**I'm proud to help students
around the world.**

**I teach
with Udemy**

**I'm proud to help
students around
the world.**

**I teach
with Udemy**

Instructor Badge: Do's and Don'ts

Do present your branding in the spotlight and use the Instructor Badge as a supporting element.

Do use the Instructor Badge off the UdeMy platform only (e.g., on your blog, website, and social profiles).



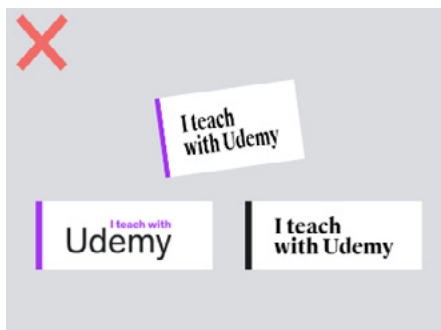
Do make sure the badge is legible, without any visual distractions.

Do make the badge the same size or larger than other platform badges.



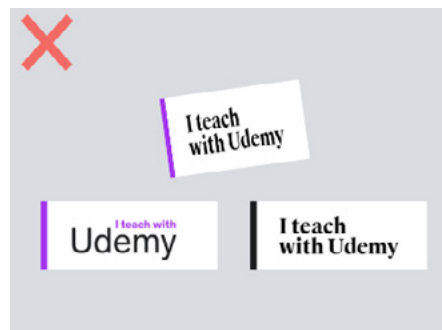
Don't distort, rotate, or tilt badge elements.

Don't separate, remove, recolor, or rewrite the badges in any way.

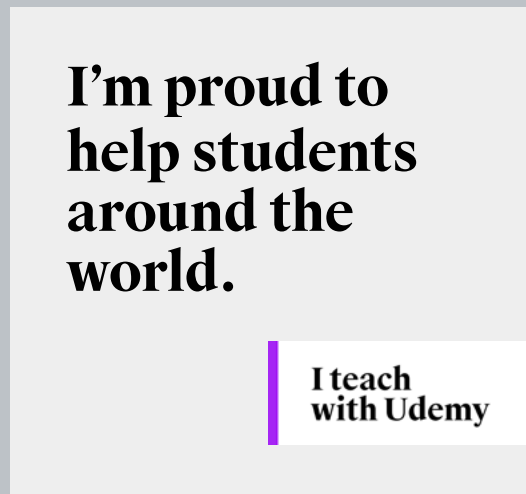


Don't lock up with any other language or art.

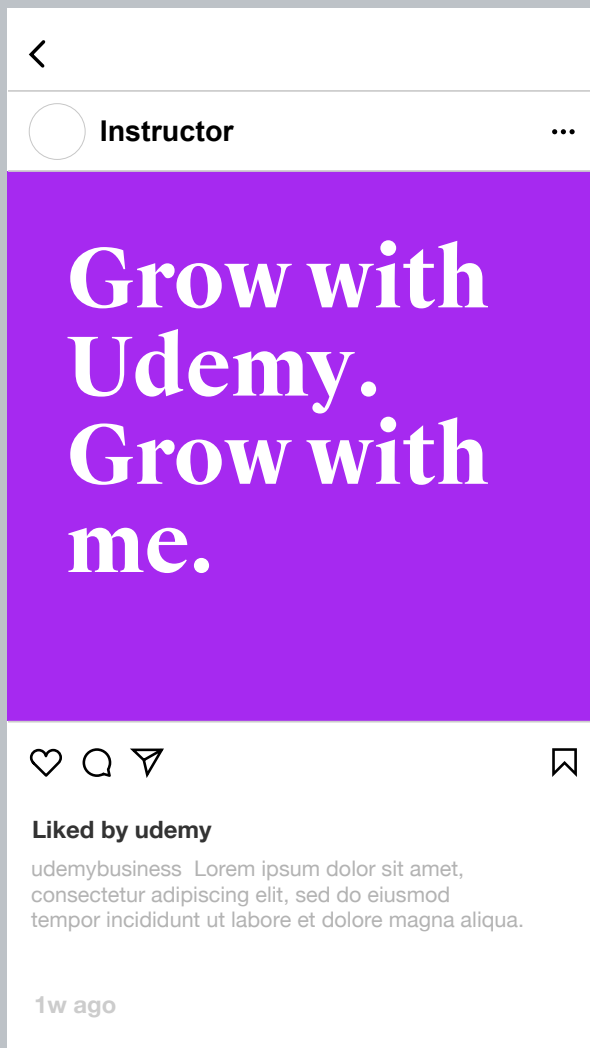
Don't creatively reinterpret or alter the badge in any way.



Instructor social posts with Instructor Badge



Instructor social posts without Instructor Badge



Instructor Kit

I teach with Udemy

**Get the Instructor Kit with
the Instructor Badge and
Social Posts.**

→ Download the Kit at <https://teach.udemy.com/instructor-social-kit/>